



Large Stock of Goods, Bi-directional SMD TVS Diode SMAJ400CA, 648VC IPP 0.62A 400W

Basic Information

- Place of Origin: Shenzhen, Guangdong, China
- Brand Name: SOCAY
- Certification: UL, REACH, RoHS, ISO
- Model Number: SMAJ400CA
- Minimum Order Quantity: 5000PCS
- Price: Negotiable
- Delivery Time: 5-8 work days



Product Specification

- Product Name: TVS Diodes
- Package Type: DO-214AC/SMA
- SMAJ400CA Vrwm: 400.0V
- Vbr@It (Min.): 447.0V
- Vbr@It (Max.): 494.0V
- SMAJ400CA It: 1mA
- SMAJ400CA Vc@Ipp: 648.0V
- SMAJ400CA Ipp: 0.62A
- Ir@Vrwm: 5μA
- Storage Temperature Range: -55 To +150

Product Description

Large Stock of Goods, Bi-directional SMD TVS Diode SMAJ400CA, 648VC IPP0.62A 400W

Bi-directional SMD TVS Diode SMAJ400CA DATASHEET: [SMAJ_v2207.1.pdf](#)

Bi-directional SMD TVS Diode SMAJ400CA Features:

- u SMD TVS Diode SMAJ400CA is For surface mounted applications in order to optimize board space
- u Low leakage
- u Uni and Bidirectional unit
- u Glass passivated junction
- u SMD TVS Diode SMAJ400CA has Low inductance
- u Excellent clamping capability
- u Peak power capability at 10 × 1000μs waveform Repetition rate (duty cycle):0.01% is 400W
- u SMD TVS Diode SMAJ400CA 's Fast response time: typically less than 1.0ps from 0 Volts to VBR min
- u SMD TVS Diode SMAJ400CA 's Typical IR less than 5μA above 12V
- u High Temperature soldering: 260°C/40 seconds at terminals
- u Typical maximum temperature coefficient $\Delta VBR = 0.1\% \times VBR @ 25^{\circ}C \times \Delta T$
- u SMD TVS Diode SMAJ400CA 's Plastic package has Underwriters Laboratory Flammability 94V-0
- u Matte tin lead-free Plated
- u Halogen free and RoHS compliant
- u Typical failure mode is short from over-specified voltage or current
- u Whisker test is conducted based on JEDEC JESD201A per its table 4a and 4c
- u IEC-61000-4-2 ESD 15kV(Air), 8kV (Contact)
- u SMD TVS Diode SMAJ400CA 's ESD protection of data lines in accordance with IEC 61000-4-2 (IEC801-2)
- u EFT protection of data lines in accordance with IEC 61000-4-4 (IEC801-4)

Electrical Characteristics (T_A=25°C unless otherwise noted)

Part Number		Marking		Reverse Stand-Off Voltage V _{rev} (V)	Breakdown Voltage V _{BR} (V) @I _r		Test Current I _r (mA)	Maximum Clamping Voltage V _C @I _{cr} (V)	Maximum Peak Pulse Current I _{pp} (A)	Maximum Reverse Leakage I _s @V _{rev} (μA)
Uni	Bi	Uni	Bi		MIN	MAX				
SMAJ3.3A	—	A1	—	3.3	4.10	—	1	8.0	50.00	600
SMAJ5.0A	SMAJ5.0CA	AE	WE	5.0	6.40	7.00	10	9.2	43.48	800
SMAJ6.0A	SMAJ6.0CA	AG	WG	6.0	6.67	7.37	10	10.3	38.83	800
SMAJ6.5A	SMAJ6.5CA	AK	WK	6.5	7.22	7.98	10	11.2	35.71	500
SMAJ7.0A	SMAJ7.0CA	AM	WM	7.0	7.78	8.60	10	12.0	33.33	200
SMAJ7.5A	SMAJ7.5CA	AP	WP	7.5	8.33	9.21	1	12.9	31.01	100
SMAJ8.0A	SMAJ8.0CA	AR	WR	8.0	8.89	9.83	1	13.6	29.41	50
SMAJ8.5A	SMAJ8.5CA	AT	WT	8.5	9.44	10.40	1	14.4	27.78	10
SMAJ9.0A	SMAJ9.0CA	AV	WV	9.0	10.00	11.10	1	15.4	25.97	5
SMAJ10A	SMAJ10CA	AX	WX	10.0	11.10	12.30	1	17.0	23.53	5
SMAJ11A	SMAJ11CA	AZ	WZ	11.0	12.20	13.50	1	18.2	21.98	5
SMAJ12A	SMAJ12CA	BE	XE	12.0	13.30	14.70	1	19.9	20.10	5
SMAJ13A	SMAJ13CA	BG	XG	13.0	14.40	15.90	1	21.5	18.60	5
SMAJ14A	SMAJ14CA	BK	XK	14.0	15.60	17.20	1	23.2	17.24	5
SMAJ15A	SMAJ15CA	BM	XM	15.0	16.70	18.50	1	24.4	16.39	5
SMAJ16A	SMAJ16CA	BP	XP	16.0	17.80	19.70	1	26.0	15.38	5
SMAJ17A	SMAJ17CA	BR	XR	17.0	18.90	20.90	1	27.6	14.49	5
SMAJ18A	SMAJ18CA	BT	XT	18.0	20.00	22.10	1	29.2	13.70	5
SMAJ19A	SMAJ19CA	BB	XB	19.0	21.10	23.30	1	30.8	13.00	5
SMAJ20A	SMAJ20CA	BV	XV	20.0	22.20	24.50	1	32.4	12.35	5
SMAJ22A	SMAJ22CA	BX	XX	22.0	24.40	26.90	1	35.5	11.27	5
SMAJ24A	SMAJ24CA	BZ	XZ	24.0	26.70	29.50	1	38.9	10.28	5
SMAJ26A	SMAJ26CA	CE	YE	26.0	28.90	31.90	1	42.1	9.50	5
SMAJ28A	SMAJ28CA	CG	YG	28.0	31.10	34.40	1	45.4	8.81	5
SMAJ30A	SMAJ30CA	CK	YK	30.0	33.30	36.80	1	48.4	8.26	5
SMAJ33A	SMAJ33CA	CM	YM	33.0	36.70	40.60	1	53.3	7.50	5
SMAJ36A	SMAJ36CA	CP	YP	36.0	40.00	44.20	1	58.1	6.88	5
SMAJ40A	SMAJ40CA	CR	YR	40.0	44.40	49.10	1	64.5	6.20	5
SMAJ43A	SMAJ43CA	CT	YT	43.0	47.80	52.80	1	69.4	5.76	5

Electrical Characteristics (T_A=25°C unless otherwise noted) (Continue)

Part Number		Marking		Reverse Stand-Off Voltage V _{RRM} (V)	Breakdown Voltage V _{BR} (V) @I _R		Test Current I _T (mA)	Maximum Clamping Voltage V _C @I _{CP} (V)	Maximum Peak Pulse Current I _{PP} (A)	Maximum Reverse Leakage I _R @V _{RRM} (μA)
Uni	Bi	Uni	Bi		MIN	MAX				
SMAJ45A	SMAJ45CA	CV	YV	45.0	50.00	55.30	1	72.7	5.50	5
SMAJ48A	SMAJ48CA	CX	YX	48.0	53.30	58.90	1	77.4	5.17	5
SMAJ51A	SMAJ51CA	CZ	YZ	51.0	56.70	62.70	1	82.4	4.85	5
SMAJ54A	SMAJ54CA	RE	ZE	54.0	60.00	66.30	1	87.1	4.59	5
SMAJ58A	SMAJ58CA	RG	ZG	58.0	64.40	71.20	1	93.6	4.27	5
SMAJ60A	SMAJ60CA	RK	ZK	60.0	66.70	73.70	1	96.8	4.13	5
SMAJ64A	SMAJ64CA	RM	ZM	64.0	71.10	78.60	1	103.0	3.88	5
SMAJ70A	SMAJ70CA	RP	ZP	70.0	77.80	86.00	1	113.0	3.54	5
SMAJ75A	SMAJ75CA	RR	ZR	75.0	83.30	92.10	1	121.0	3.31	5
SMAJ78A	SMAJ78CA	RT	ZT	78.0	86.70	95.80	1	126.0	3.17	5
SMAJ80A	SMAJ80CA	RB	ZB	80.0	88.80	97.60	1	129.6	3.09	5
SMAJ85A	SMAJ85CA	RV	ZV	85.0	94.40	104.00	1	137.0	2.92	5
SMAJ90A	SMAJ90CA	RX	ZX	90.0	100.00	111.00	1	146.0	2.74	5
SMAJ100A	SMAJ100CA	RZ	ZZ	100.0	111.00	123.00	1	162.0	2.47	5
SMAJ110A	SMAJ110CA	SE	VE	110.0	122.00	135.00	1	177.0	2.26	5
SMAJ120A	SMAJ120CA	SG	VG	120.0	133.00	147.00	1	193.0	2.07	5
SMAJ130A	SMAJ130CA	SK	VK	130.0	144.00	159.00	1	209.0	1.91	5
SMAJ140A	SMAJ140CA	SB	VB	140.0	155.00	171.00	1	226.8	1.76	5
SMAJ150A	SMAJ150CA	SM	VM	150.0	167.00	185.00	1	243.0	1.65	5
SMAJ160A	SMAJ160CA	SP	VP	160.0	178.00	197.00	1	259.0	1.54	5
SMAJ170A	SMAJ170CA	SR	VR	170.0	189.00	209.00	1	275.0	1.45	5
SMAJ180A	SMAJ180CA	ST	VT	180.0	201.00	220.00	1	291.6	1.37	5
SMAJ190A	SMAJ190CA	SV	VV	190.0	211.00	232.00	1	307.8	1.30	5
SMAJ200A	SMAJ200CA	SW	VW	200.0	224.00	247.00	1	324.0	1.23	5
SMAJ220A	SMAJ220CA	SX	VX	220.0	246.00	272.00	1	356.0	1.12	5
SMAJ250A	SMAJ250CA	SZ	VZ	250.0	279.00	309.00	1	405.0	0.99	5
SMAJ300A	SMAJ300CA	DE	HE	300.0	335.00	371.00	1	486.0	0.82	5
SMAJ350A	SMAJ350CA	DG	HG	350.0	391.00	432.00	1	567.0	0.71	5
SMAJ400A	SMAJ400CA	DK	HK	400.0	447.00	494.00	1	648.0	0.62	5
SMAJ440A	SMAJ440CA	DM	HM	440.0	492.00	543.00	1	713.0	0.56	5

Description

The SMAJ series is designed specifically to protect sensitive electronic equipment from voltage transients induced by lightning and other transient voltage events.

Features

- ◆ For surface mounted applications in order to optimize board space
- ◆ Low leakage
- ◆ Uni and Bidirectional unit
- ◆ Glass passivated junction
- ◆ Low inductance
- ◆ Excellent clamping capability
- ◆ 400W Peak power capability at 10 × 1000μs waveform Repetition rate (duty cycle):0.01%
- ◆ Fast response time: typically less than 1.0ps from 0 Volts to V_{BR} min
- ◆ Typical I_R less than 5μA above 12V
- ◆ High Temperature soldering: 260°C/40 seconds at terminals
- ◆ Typical maximum temperature coefficient ΔV_{BR} = 0.1% × V_{BR}@25°C× ΔT
- ◆ Plastic package has Underwriters Laboratory Flammability 94V-0
- ◆ Matte tin lead-free Plated
- ◆ Halogen free and RoHS compliant
- ◆ Typical failure mode is short from over-specified voltage or current
- ◆ Whisker test is conducted based on JEDEC JESD201A per its table 4a and 4c
- ◆ IEC-61000-4-2 ESD 15kV(Air), 8kV (Contact)
- ◆ ESD protection of data lines in accordance with IEC 61000-4-2 (IEC801-2)
- ◆ EFT protection of data lines in accordance with IEC 61000-4-4 (IEC801-4)

Functional Diagram

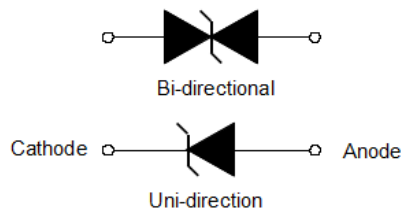


Figure 1 - Peak Pulse Power Rating Curve

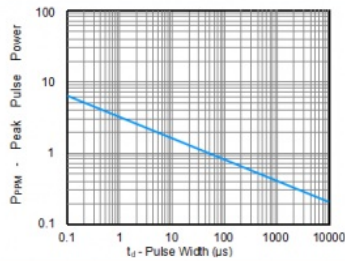


Figure 2 - Pulse Derating Curve

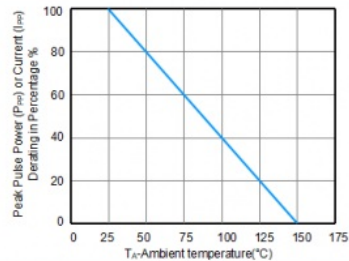


Figure 3 - Pulse Waveform

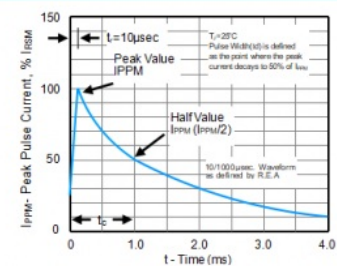


Figure 4 - Typical Junction Capacitance

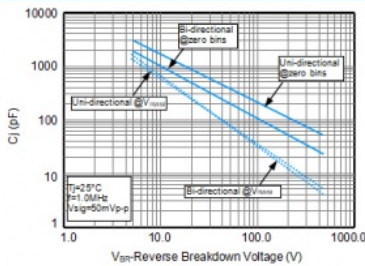


Figure 5 - Steady State Power Derating Curve

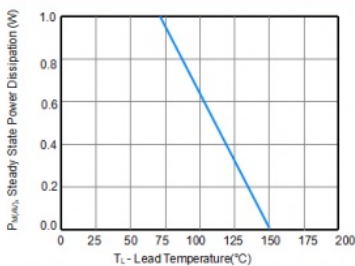
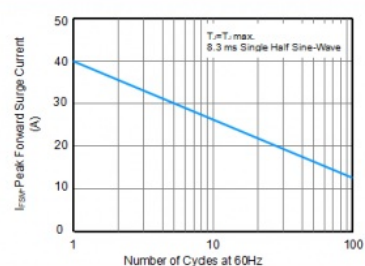
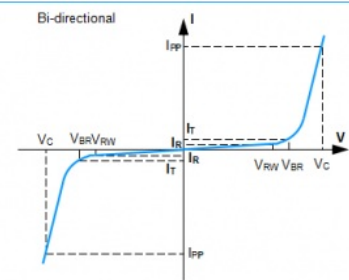
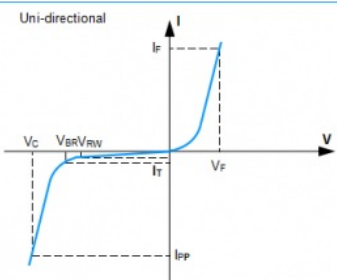


Figure 6 - Maximum Non-Repetitive Surge Current



I-V Curve Characteristics



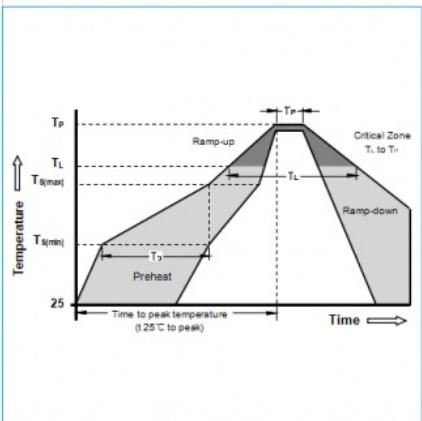
Physical Specifications

Weight	0.002 ounce, 0.061 gram
Case	JEDEC DO-214AC Molded Plastic over glass passivated junction
Polarity	Color band denotes cathode except Bipolar
Terminal	Matte Tin-plated leads, Solderable per JESD22-B102D

Environmental Specifications

Temperature Cycle	JESD22-A104
Pressure Cooker	JESD22-A102
High Temp. Storage	JESD22-A103
HTRB	JESD22-A108
Thermal Shock	JESD22-A106

Soldering Parameters

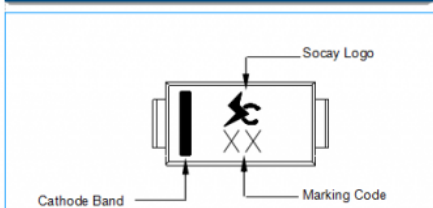


Reflow Condition		Lead-free assembly
Pre Heat	-Temperature Min ($T_{s(min)}$)	150°C
	-Temperature Max ($T_{s(max)}$)	200°C
	- Time (min to max) (T_s)	60 - 180 Seconds
Average ramp up rate (Liquidus Temp T_L to peak)		3°C/second max
$T_{s(max)}$ to T_L - Ramp-up Rate		3°C/second max
Reflow	- Temperature (T_L) (Liquidus)	217°C
	- Time (min to max) (T_L)	60 - 150 Seconds
Peak Temperature (T_P)		260 +0/-5°C
Time within 5°C of actual peak Temperature (t_P)		20 -40 Seconds
Ramp-down Rate		6°C/second max
Time 25°C to peak Temperature (T_P)		8 minutes Max
Do not exceed		280°C

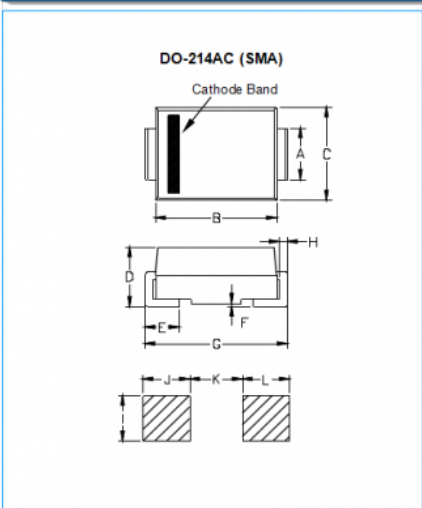
Part Numbering

SMAJxxxCA

Part Marking



Dimensions



Dimensions	Inches		Millimeters	
	Min	Max	Min	Max
A	0.049	0.065	1.25	1.65
B	0.156	0.183	3.95	4.65
C	0.093	0.112	2.35	2.85
D	0.078	0.095	1.98	2.41
E	0.030	0.060	0.76	1.52
F	-	0.008	-	0.203
G	0.185	0.209	4.70	5.30
H	0.006	0.012	0.15	0.31
I	0.067	-	1.70	-
J	0.082	-	2.10	-
K	-	0.090	-	2.30
L	0.082	-	2.10	-

Packaging

Part Number	Component Package	Reel (pcs)	Per Carton (pcs)	Packaging Option	Reel Diameters (mm)
SMAJXXXXX	DO-214AC (SMA)	5000	80000	Tape & Reel -15mm*13*tape	330.0

Tape and Reel Specifications

